




Log In

Pembroke Professional Learning
(Modules Introduction)

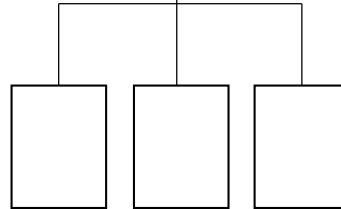


Your Professional
Journey




Your Reading Module




Your Writing Module



Your Mathematics
Module



Your Classroom
Management Module



[Click here for an excerpt from the book.](#)

[Click here for webinar with the author\(s\).](#)

[Click here for the Writing Module Exit Ticket.](#)


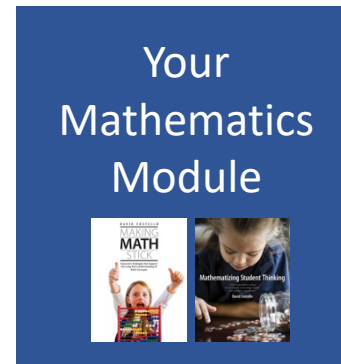

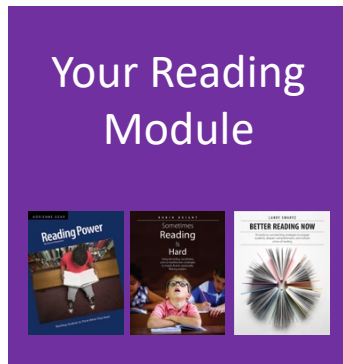
Pembroke Professional Learning

Welcome to this special resource designed to help you grow as a teacher. Whether you are a beginning teacher or continuing your classroom career, you will find the support you need to engage with your students and enrich both their learning and yours.

The essential goal of this resource is to illustrate what teachers like you have successfully achieved so that you can plan your program and delve into important topics. As you browse through these materials, you're bound to find an idea or two that you can use tomorrow, as well as solutions to the inevitable challenges you may face. This professional resource will show you what good theory looks like in real classrooms as you continue your teaching journey. It offers an opportunity for you to validate what you are doing and consider future goals and directions for engaging students in learning.

This practical resource is organized around 5 modules: Your Professional Journey, Reading, Writing, Mathematics, and Classroom Management. In each module you will find:

1. More than 50 Quick Picks — practical tips, ready-to-use strategies, innovative ideas, useful checklists, handy reproducibles
2. Excerpts — a dozen excerpts from key books to help you dig deeper as you see what sound theory looks like in practice
3. Links — to twenty videos and webinars by teacher/authors just like you.






Your Professional Journey


Every teacher makes decisions about their programs based on prior experience, teacher training, and professional reading. Every teacher has assumptions about what they think is best practice. It is important for teachers to continually reflect on their practice, challenge their assumptions, and set goals to enrich their practice. This module will help you think about your professional development and encourage you to develop a personal action plan for growth.

Program
Overview
Chart

Events that
Build
Classroom
Community

Quick
Questions






Behavioral
Challenges
Checklist

Tips for
Connecting
with Shy or
Withdrawn
Students

Outgoing
Students
Checklist

[Click here for a webinar with Amanda Yuill.](#)

[Click here for a chapter excerpt from *Reaching and Teaching Them All*.](#)




Ten Ways to
Explore Tough
Topics through
Multimodal
Expression

Responding to
a Picture Book

This is Who I
Am

[Click here for a webinar with Larry Swartz.](#)

[Click here for a chapter excerpt from *Teaching Tough Topics*.](#)



Jumpstart the
Relationship

Co-acting for
Learning

Needs Analysis

[Click here for a webinar with Lana Parker & Diane Vetter.](#)

[Click here for a chapter excerpt from *Mentoring Each Other*.](#)

[Click here for Your Professional Journey Exit Ticket.](#)




Your Reading Module


How can you help students make sense of what they read as they build skills and deepen comprehension? These practical strategies will help you guide students to become accomplished, enthusiastic, and engaged readers.

Read-
Connect-
Reflect

Nonfiction
Feature
Search

Is It Still
Important for
Students to
Read Aloud?






Reproducible:
3-2-1 OWI

Reproducible:
Before, During,
After

Comprehension
Assessment
Page

[Click here for a webinar with Adrienne Gear.](#)

[Click here for a chapter excerpt from *Reading Power, Revised & Expanded Edition*.](#)



My “Good
Reader”
Practice

Making Words
Page

Engagement:
the Key to
Achieving Your
Goal

[Click here for a webinar with Robin Bright.](#)

[Click here for a chapter excerpt from *Sometimes Reading is Hard*.](#)



For Your
Consideration

Thinking Stems

Tic Tac Tell

[Click here for a webinar with Larry Swartz.](#)

[Click here for a chapter excerpt from *Better Reading Now*.](#)

[Click here for the Reading Module Exit Ticket.](#)

Write to Read
 OCCURRENCES, BROCHURES, CHARACTERIZATIONS, DEFINITIONS, HOW TO...
 OCCUREN, INSTRUCTIONS, RECIPES, RULES, ZODIAC, BIOGRAPHIES, INTERVIEW
 NEWS, NEWSLETTERS, NEWS REPORTS, OBSERVATIONS, QUESTIONS, QUIZZES, THE
 SCRIPTS, LISTS, XPERT, FAIR, LARRY SWARTZ, THIS URBAN TALES, YARNS, AD
 ENTERTAINERS, ESSAYS, RECURRENCE, MESSAGE BOARD, PERSUAASIVE
 LISTS, REVIEWS, SURVIVAL, ALPHABET BOOKS, CONVERSATION (DIALOGUE), GRAPHIC
 ARTS, JOKES, HOW TO...
 ARTS, JOURNALS, LETTERS, MEMOIRS, AUTOBIOGRAPHIES, RECURREN, SOCIAL MEDIA, CHARACTERIZATIONS, BROCHURES, CHARACTERS, RECIPES, FRESH
 POEMS, HAIKUS, NAME STORIES, QUICKWRITES, N COUNTS, SOOF
 HAIKUS, THANK YOU'S, VOICE, BLACKOUTS, HAIKU POEMS, LIST POEMS, BOON
 EPILOGUES, POE, CHARACTERS, JOURNALS, READING, THINKING STEMS, WRITING
 IN ROLE, ANNOUNCEMENTS, BROCHURES, CHARACTERIZATIONS, DEFINITIONS, HOW TO...
 PROCEDURE, INSTRUCTIONS, RECIPES, RULES, ZODIAC, BIOGRAPHIES, INTERVIEWS, NEWS
 LETTERS, OBSERVATIONS, QUESTIONS, QUIZZES, THE URBAN TALES, YARNS, ADVERTISERS, PERSUAASIVE
 LETTERS, REVIEWS, SURVIVAL, ALPHABET BOOKS, CONVERSATION (DIALOGUE), GRAPHIC
 ARTS, JOKES, HOW TO...
 ARTS, JOURNALS, LETTERS, MEMOIRS, AUTOBIOGRAPHIES, RECIPES, FRESH
 POEMS, HAIKUS, NAME STORIES, QUICKWRITES, N COUNTS, SOOF
 HAIKUS, THANK YOU'S, VOICE, BLACKOUTS, HAIKU POEMS, LIST POEMS, BOON
 EPILOGUES, POE, CHARACTERS, JOURNALS, READING, THINKING STEMS, WRITING
 IN ROLE, ANNOUNCEMENTS, BROCHURES, CHARACTERIZATIONS, DEFINITIONS, HOW TO...
 PROCEDURE, INSTRUCTIONS, RECIPES, RULES, ZODIAC, BIOGRAPHIES, INTERVIEWS, NEWS
 LETTERS, OBSERVATIONS, QUESTIONS, QUIZZES, THE URBAN TALES, YARNS, ADVERTISERS, PERSUAASIVE
 LETTERS, REVIEWS, SURVIVAL, ALPHABET BOOKS, CONVERSATION (DIALOGUE), GRAPHIC
 ARTS, JOKES, HOW TO...
 ARTS, JOURNALS, LETTERS, MEMOIRS, AUTOBIOGRAPHIES, RECIPES, FRESH
 POEMS, HAIKUS, NAME STORIES, QUICKWRITES, N COUNTS, SOOF
 HAIKUS, THANK YOU'S, VOICE, BLACKOUTS, HAIKU POEMS, LIST POEMS, BOON
 EPILOGUES, POE, CHARACTERS, JOURNALS, READING, THINKING STEMS, WRITING
 IN ROLE, ANNOUNCEMENTS, BROCHURES, CHARACTERIZATIONS, DEFINITIONS, HOW TO...
 PROCEDURE, INSTRUCTIONS, RECIPES, RULES, ZODIAC, BIOGRAPHIES, INTERVIEWS, NEWS
 LETTERS, OBSERVATIONS, QUESTIONS, QUIZZES, THE URBAN TALES, YARNS, ADVERTISERS, PERSUAASIVE
 LETTERS, REVIEWS, SURVIVAL, ALPHABET BOOKS, CONVERSATION (DIALOGUE), GRAPHIC
 ARTS, JOKES, HOW TO...
 ARTS, JOURNALS, LETTERS, MEMOIRS, AUTOBIOGRAPHIES, RECIPES, FRESH
 POEMS, HAIKUS, NAME STORIES, QUICKWRITES, N COUNTS, SOOF
 HAIKUS, THANK YOU'S, VOICE, BLACKOUTS, HAIKU POEMS, LIST POEMS, BOON
 EPILOGUES, POE, CHARACTERS, JOURNALS, READING, THINKING STEMS, WRITING
 IN ROLE, ANNOUNCEMENTS, BROCHURES, CHARACTERIZATIONS, DEFINITIONS, HOW TO...
 PROCEDURE, INSTRUCTIONS, RECIPES, RULES, ZODIAC, BIOGRAPHIES, INTERVIEWS, NEWS
 LETTERS, OBSERVATIONS, QUESTIONS, QUIZZES, THE URBAN TALES, YARNS, ADVERTISERS, PERSUAASIVE
 LETTERS, REVIEWS, SURVIVAL, ALPHABET BOOKS, CONVERSATION (DIALOGUE), GRAPHIC
 ARTS, JOKES, HOW TO...
 ARTS, JOURNALS, LETTERS, MEMOIRS, AUTOBIOGRAPHIES, RECIPES, FRESH
 POEMS, HAIKUS, NAME STORIES, QUICKWRITES, N COUNTS, SOOF
 HAIKUS, THANK YOU'S, VOICE, BLACKOUTS, HAIKU POEMS, LIST POEMS, BOON
 EPILOGUES, POE, CHARACTERS, JOURNALS, READING, THINKING STEMS, WRITING
 IN ROLE, ANNOUNCEMENTS, BROCHURES, CHARACTERIZATIONS, DEFINITIONS, HOW TO...
 PROCEDURE, INSTRUCTIONS, RECIPES, RULES, ZODIAC, BIOGRAPHIES, INTERVIEWS, NEWS
 LETTERS, OBSERVATIONS, QUESTIONS, QUIZZES, THE URBAN TALES, YARNS, ADVERTISERS, PERSUAASIVE
 LETTERS, REVIEWS, SURVIVAL, ALPHABET BOOKS, CONVERSATION (DIALOGUE), GRAPHIC
 ARTS, JOKES, HOW TO...

Expert Writing
 Expert writing can be fun for all students. It allows them to explore their own interests and talents in a way that is both fun and challenging. It is a great way to develop their writing skills and to learn about the world around them. This page provides a list of ideas for expert writing, including:

- 1. Write a letter to a friend.
- 2. Write a story about a character you like.
- 3. Write a poem about a hobby.
- 4. Write a report about a topic you are interested in.
- 5. Write a speech about an issue.
- 6. Write a review of a book or movie.
- 7. Write a letter to the editor.
- 8. Write a story about a place you have visited.
- 9. Write a poem about a person you know.
- 10. Write a report about a science experiment.

 This page also includes a list of writing prompts and a section for students to share their work with the class.

Yarns
 A yarn is a long, thin, flexible strand of material, such as wool or cotton, that is used to make fabric. Yarns come in many different colors and textures, and they are used to make a wide variety of items, including clothing, home decor, and toys. This page provides a list of ideas for making yarn, including:

- 1. Make a ball of yarn.
- 2. Make a scarf.
- 3. Make a hat.
- 4. Make a bag.
- 5. Make a toy.
- 6. Make a piece of fabric.
- 7. Make a rug.
- 8. Make a blanket.
- 9. Make a pillow.
- 10. Make a cushion.

 This page also includes a list of writing prompts and a section for students to share their work with the class.

What's Your Name?
 This page provides a list of ideas for writing about your name, including:

- 1. Write a story about your name.
- 2. Write a poem about your name.
- 3. Write a letter to a friend about your name.
- 4. Write a report about your name.
- 5. Write a speech about your name.
- 6. Write a review of your name.
- 7. Write a letter to the editor about your name.
- 8. Write a story about a person whose name is different from yours.
- 9. Write a poem about a person whose name is different from yours.
- 10. Write a report about a person whose name is different from yours.

 This page also includes a list of writing prompts and a section for students to share their work with the class.

Click here for a webinar with Larry Swartz.
 Click here for a chapter excerpt from *Write to Read*.

HOW DO I GET THEM TO WRITE?
 Explore the reading-writing connection using literacy circles and mentor texts to motivate and empower students.
 Karen Filewych

The Three-Step Approach to Writing a Characterization Essay
 This page provides a list of ideas for writing a characterization essay, including:

- 1. Write a story about a character you like.
- 2. Write a poem about a character you like.
- 3. Write a letter to a friend about a character you like.
- 4. Write a report about a character you like.
- 5. Write a speech about a character you like.
- 6. Write a review of a character you like.
- 7. Write a letter to the editor about a character you like.
- 8. Write a story about a character whose name is different from yours.
- 9. Write a poem about a character whose name is different from yours.
- 10. Write a report about a character whose name is different from yours.

 This page also includes a list of writing prompts and a section for students to share their work with the class.

Stack Story
 This page provides a list of ideas for writing a stack story, including:

- 1. Write a story about a character you like.
- 2. Write a poem about a character you like.
- 3. Write a letter to a friend about a character you like.
- 4. Write a report about a character you like.
- 5. Write a speech about a character you like.
- 6. Write a review of a character you like.
- 7. Write a letter to the editor about a character you like.
- 8. Write a story about a character whose name is different from yours.
- 9. Write a poem about a character whose name is different from yours.
- 10. Write a report about a character whose name is different from yours.

 This page also includes a list of writing prompts and a section for students to share their work with the class.

Freewriting Tracking Sheet
 This page provides a table for tracking freewriting progress, including columns for Date Completed, Date Started, Writing Time, and Comments.

Date Completed	Date Started	Writing Time	Comments

Click here for a webinar with Karen Filewych.
 Click here for a chapter excerpt from *How Do I Get Them to Write?*

Cultivating Writers
 Elevate your writing instruction beyond the skills to ignite the will.
 ANNE ELLIOTT | MARY LYNCH

Writing a Memoir
 This page provides a list of ideas for writing a memoir, including:

- 1. Write a story about a childhood memory.
- 2. Write a poem about a childhood memory.
- 3. Write a letter to a friend about a childhood memory.
- 4. Write a report about a childhood memory.
- 5. Write a speech about a childhood memory.
- 6. Write a review of a childhood memory.
- 7. Write a letter to the editor about a childhood memory.
- 8. Write a story about a childhood memory whose name is different from yours.
- 9. Write a poem about a childhood memory whose name is different from yours.
- 10. Write a report about a childhood memory whose name is different from yours.

 This page also includes a list of writing prompts and a section for students to share their work with the class.

Writing a Story
 This page provides a list of ideas for writing a story, including:

- 1. Write a story about a character you like.
- 2. Write a poem about a character you like.
- 3. Write a letter to a friend about a character you like.
- 4. Write a report about a character you like.
- 5. Write a speech about a character you like.
- 6. Write a review of a character you like.
- 7. Write a letter to the editor about a character you like.
- 8. Write a story about a character whose name is different from yours.
- 9. Write a poem about a character whose name is different from yours.
- 10. Write a report about a character whose name is different from yours.

 This page also includes a list of writing prompts and a section for students to share their work with the class.

Revision/Publishing Writer's Checklist
 This page provides a list of ideas for revising and publishing a story, including:

- 1. Read your story aloud.
- 2. Check for spelling and grammar errors.
- 3. Check for punctuation errors.
- 4. Check for capitalization errors.
- 5. Check for sentence structure.
- 6. Check for paragraph structure.
- 7. Check for story structure.
- 8. Check for character development.
- 9. Check for setting description.
- 10. Check for dialogue.

 This page also includes a list of writing prompts and a section for students to share their work with the class.

Click here for a webinar with Anne Elliott & Mary Lynch.
 Click here for a chapter excerpt from *Cultivating Writers*.

Click here for the Writing Module Exit Ticket.


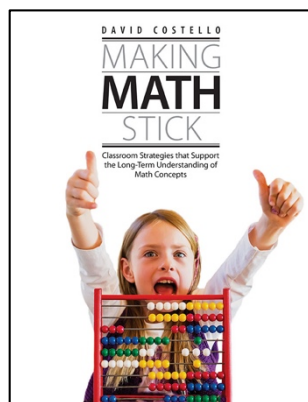
Your Mathematics Module


These math resources will help you work smarter, not harder. These tools are designed to support students in becoming confident and capable math learners. Effective, yet manageable, strategies are included, along with problem-solving exercises that connect math to the real world. These handy resources will help students better remember what they've learned, apply math in meaningful ways, and recognize math in the world around them.

Number
Madness

Writing as
Reflection

Garbage
Math






Compare and Contrast

Paraphrasing the Problem

Teaching with Then-Now-Later Grids

[Click here for a webinar with David Costello.](#)
[Click here for a chapter excerpt from *Making Math Stick*.](#)



Problem Types

Social-Emotional Learning Skills

Assessment Strategies

[Click here for a webinar with David Costello.](#)
[Click here for a chapter excerpt from *Mathematizing Student Thinking*.](#)

[Click here for the Mathematics Module Exit Ticket.](#)



Your Classroom Management Module


Connecting with students is an important part of running a classroom efficiently. The background, strategies, and reproducible masters found here offer a wealth of ideas to use as you get to know your students, organize your classroom, and foster a community where all feel they belong. You'll learn to manage the unexpected.

Getting to
Know You

A Triangle, a
Square, a
Circle

What to
Teachers
Who Teach
Fairly Do?






Tapping into
Your Present
Moment
through Your
Senses

Five-Finger
Breathing

Mindful
Responding

[Click here for a webinar with Shelley Murphy.](#)
[Click here for a chapter excerpt from *Fostering Mindfulness*.](#)




The 4 B's of
Self-Control

The Important
Features of
Reinforcement

Creating a
Social Story

[Click here for a webinar with Marsha Costello.](#)
[Click here for a chapter excerpt from *Managing Student Behavior*.](#)



Class
Observation
Checklist

Planning Sheet

How to
Identify
Students with
Mild
Intellectual
Disability

[Click here for a webinar with Cheryll Duquette.](#)
[Click here for a chapter excerpt from *Finding a Place for Every Student*.](#)

[Click here for the Classroom Management Module Exit Ticket.](#)